

Pennsylvania Highmark Wholecare: EDI Onboarding

October 2024

The content contained herein ("Confidential Information") are the confidential property of HHAeXchange and may not be copied or distributed outside the HHAeXchange organization without the express written consent of HHAeXchange. Distribution of this document or disclosure of any Confidential Information set forth herein to any party other than the intended recipient(s) of this presentation is expressly prohibited.





EDI Onboarding : Agenda

- Provider Landscape
- EDI Integration Checklist
- Map To EVV Mastery: EDI Onboarding
- Key Takeaways
- Services in scope
- Next Steps
- How to initiate integration
- Questions?
- Data Exchange Workflow



Provider Landscape

Attendees to today's webinar should identify as one of the following:

Existing EDI Providers:

You already have an HHAeXchange portal and are already integrating data to HHAeXchange for another linked contract in Florida.

New Agency Providers:

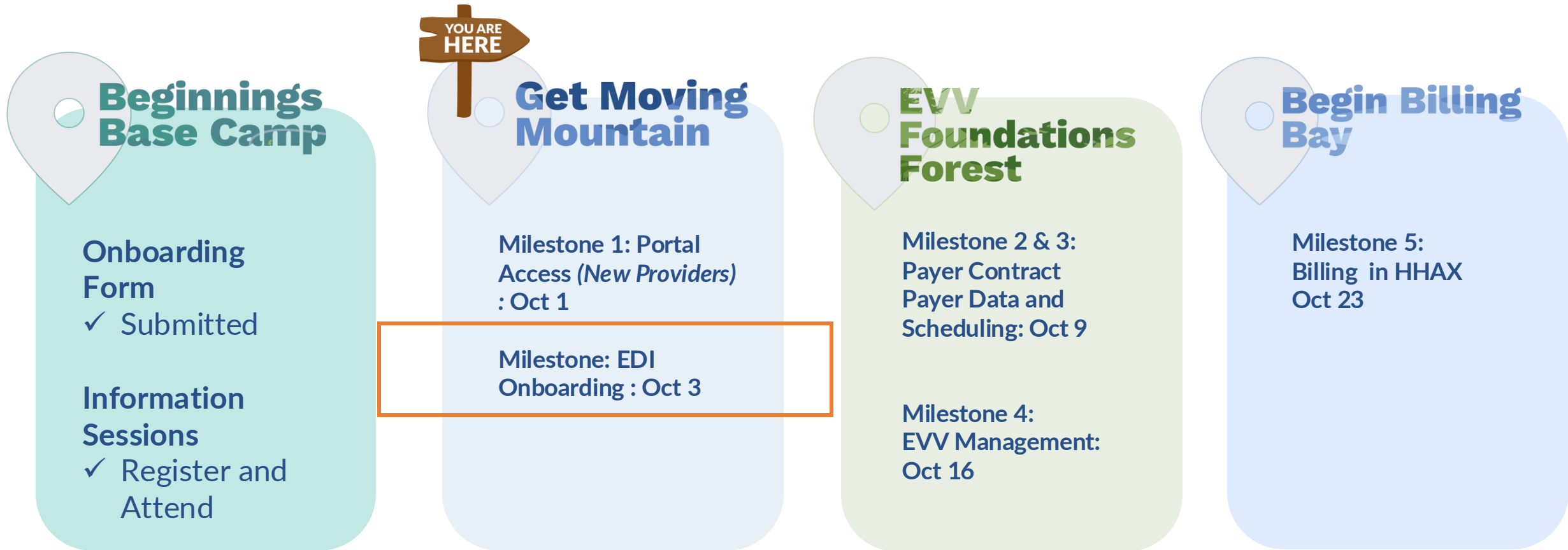
You do not have an HHAeXchange portal today but have completed the onboarding form and have selected to use a third party EVV system.



THE MAP TO **EVV MASTERY**

HHAeXchange is here to guide you
along your EVV Onboarding eXpedition

> Provider Milestones



Provider Go Live: Nov 1, 2024

> Key Takeaways



Throughout today's training presentation, you will see this icon. It highlights important information, which we will summarize as key takeaways at the end of today's training.



Services in Scope



Services in Scope



Effective 11/1/24

Physical Therapy

Speech Language Therapy

Home Health Aid

Occupational Therapy

Skilled Nursing (RN/LPN)

Prenatal, Postnatal, Diabetes Outpatient Training, Pure Tone
Audiometry

Service Codes can be found on PA DHS legends tab, please click on [link](#) to download spreadsheet.



How to Initiate Integration



Get Moving Mountain

Get Ready for EDI Onboarding New Providers



Visit the [HHAeXchange Third-Party EVV Integration Knowledge Base](#)



1. Review important resources found under Documentation > EDI



2. Share Import and Export guides with your EVV vendor to determine if integration can be done ([See Appendix](#)).



3. Create ticket for EDI team to request integration.



Get Moving Mountain

How to Initiate Integration

How do I contact the EDI team to initiate EDI integration?



- Contact the HHAX Provider Integration team via the Client Support Portal: [EDI support](#)
- Provide the following information:
 - Provider legal name
 - Provider 9-digit Federal Tax ID Number



Get Moving Mountain

Get Ready for EDI Onboarding Existing Providers

No action is needed.



HHAXchange will handle linking and integration set up of Pennsylvania Highmark Wholecare contract to your portal.



Existing providers be aware of updated PA EDI Codes ([See Appendix](#)).



Data Exchange Workflow



EDI Provider

Data Exchange Workflow



Payer sends Member Demographic and Authorization data files to HHAeXchange



Contains member demographic information; creates member's record in HHAeXchange



Contains authorization data (date range, units, service code)



Third Party Provider / EVV Vendor sends Visit Records & Caregiver Info

Response Status

- Success
- Failed



How to prepare for EVV integration testing




V5 Integration Process

1. Initiate a ticket with [Provider EDI Integrations](#) to begin the integration process.
 - New Vendors and providers with proprietary systems need to complete V5 format testing using the [HHAeXchange File Format Validation Portal](#).
 - If your 3rd party vendor sends us billing rates please call out that you need EDI billing rates enabled on this ticket.
2. After successful file format testing, the integration process begins.
3. The Vendor Relationship team contacts the provider within the created ticket to complete the integration process.

Data Transmission Details



Transmission Frequency and Limits

- HHAX provides transaction statuses on response log in the SFTP, once the import file is processed. If your vendor doesn't display CSV files they are available in Admin > EDI Tool.
- Imported data files will be processed every night. Once processing is complete the visits will be visible on the patient's calendar.
-  Note that caregiver profile data will be imported to HHAX via the visit import



EDI Integration Checklist

EDI Integration Checklist (Existing Providers)



- ☒ Attend an [Informational Session Recording](#) | [Slides](#)
- ☒ Attend EDI Onboarding Webinar
- ☐ Review and share [guides](#) with your EVV vendor
- ☐ Attend Milestone 2 & 3: Payer Contract/Data & Scheduling Training (Oct 9)
- ☐ **Go-Live: 11/1/2024**

EDI Integration Checklist (New Providers)



- ☒ Attend an [Informational Session Recording](#) | [Slides](#)
- ☒ Attend training Milestone 1: [Portal Access](#) (Oct 1)
- ☒ Attend EDI Onboarding Webinar
- ☐ Review and share [guides](#) with your EVV vendor
- ☐ Access HHAeXchange Provider Portal (TBD)
- ☐ Attend Milestone 2 & 3: Payer Contract/Data & Scheduling Training (Oct 9)
- ☐ Create ticket for EDI team to request integration
- ☐ Complete Testing if required
- ☐ Integration completed by EDI Team.
 - ☐ Call out to enable EDI Billing rates on this ticket if you wish to send us billing rates and your vendor supports sending us rates via the visit import file. Please note this is optional.
- ☐ **Go-Live: 11/1/2024**



Key Takeaways

Key Takeaways



Visit the [HHAeXchange Third-Party EVV Integration Knowledge Base](#)



Contact the HHAX Provider Integration team via the Client Support Portal: [EDI support](#)



Existing Providers- no action is needed, HHAeXchange will link and complete integration the PA Highmark Wholecare contract.

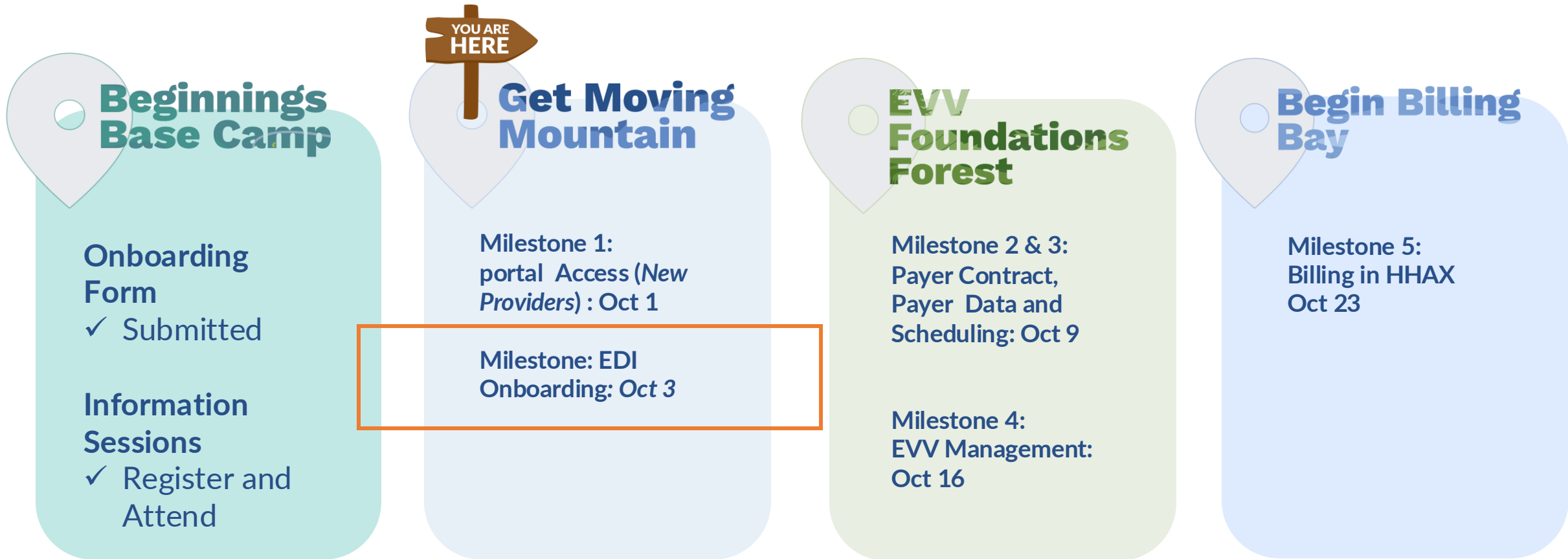


Caregiver information will be loaded into HHAX when the visit is transferred from the vendor system.



Next Steps

> Provider Milestones: All Providers



Provider Go Live: Nov 1, 2024



Get Moving Mountain

Milestone 2 & 3: Payer Contracts/Data & Scheduling

Milestone 2 & 3:

- Register for Milestone 2 & 3 training.
- Learn how to search and update payer contracts.
- Learn how to validate office configuration.
- Attend Milestone 2 & 3 Training Webinar:
Oct 9





Get Moving Mountain

Milestone 2 & 3: Payer Contracts/Data & Scheduling

How Do I Register?

- Use the QR code on this slide
- Complete the Zoom Registration Form
- Receive an email confirmation link to join the zoom webinar.

Who Should Attend Milestone 2 & 3 ?

- All Providers
- Agency Administration

What if I'm Unable to Attend?

- You will receive a follow up email with recording and next steps.



Provider Resources



The State Info Hub will be your primary source of information throughout this implementation to stay up to date on all information and dates.



HHAeXchange
Pennsylvania Info Center
[Pennsylvania Information Center |](#)
[HHAeXchange](#)



HHAeXchange
EDI Knowledge Base
[EDI Knowledge Base](#)



Questions?



Pennsylvania Information
Center Page



Register for
Milestone 2 & 3

Appendix



Review and share these links with your EVV Vendors!

- [PA EDI Code Table](#)
- [Homecare Provider Visit Import and Export Integration \(v5\)](#)
- [HHAeXchange File Format Validation Portal](#)
- [Homecare Common EDI Import Failures](#)

EDI Support

- [Provider EDI Integrations](#)